

AJ-AJ-V1A

1. Description:

AJ-AJ-V1A is a simple 3.5mm stereo audio jack to 3.5mm stereo audio jack pass-through adapter breakout board. It brings all 4 pins of two 3.5mm stereo connectors to screw terminal blocks and headers for easy testing, prototyping and breadboard connection. All 4 pins of an audio jack directly connect to another audio jack. User can also use the two 4 pins headers on both sides of the breakout board to connect to breadboard or prototype PCB.

2. Features:

- All 4 pins of two 3.5mm stereo audio jack connectors to screw terminal blocks
- All 4 pins of an audio jack directly connect to another audio jack.
- Various connecting method chosen by users.
- 0.7"(17.78mm)X1.06"(27.0mm) board dimensions

3. Parts:

- 1) 1pc X AJ-AJ-V1A PCB
- 2) 2pc X 3.5mm stereo audio jack Connector
- 3) 1pc X 4pin 0.1"(2.54mm) spacing terminal block
- 4) 1pc X 8pin 0.1"(2.54mm) header





Figure 1: Parts inside the kit
(Note: the module is not assembled, user can decide which connector to use on the module.)




Figure 2: Example of connecting the AJ-AJ-V1A on a breadboard (Note: This picture only shows the pins spacing, actual use may not be used on a breadboard)



Figure 3: AJ-AJ-V1A with headers



Figure 4: AJ-AJ-V1A with terminal block

Related products from eLabGuy:



AJ-AP-V1A



AP-AP-V1A



AJ-BO-V1A